

MULTI-PURPOSE / 多種用途泵

Standard Inline Pump - IPL Series

標準管道泵 - IPL 系列



IPL Series

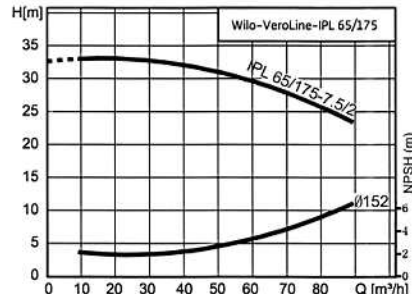
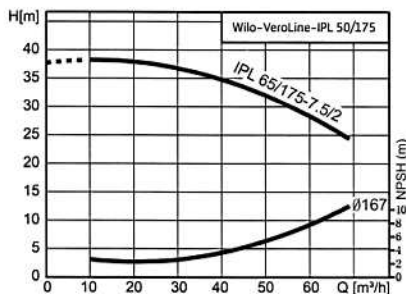
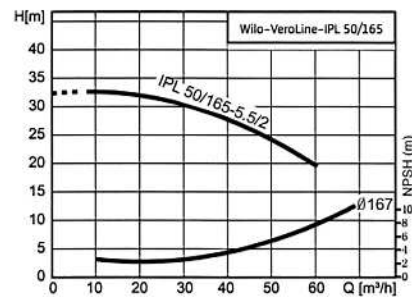
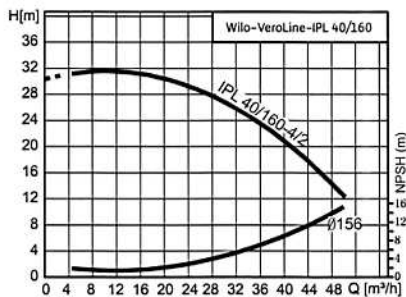
Feature

- In-line, easy installation
- Light and excellent design
- Long life
- Casing: cast iron
- Impeller: plastic for IPL 40/160 and IPL 50/165, cast iron for IPL 50/175 and IPL 65/175
- Shaft: stainless steel
- Mechanical seal: carbon & silicon carbide

Application

- For clean water
- Hot water circulation and heating system
- Air-conditioning systems
- Industrial circulation systems
- General pressure boosting in household

Performance Curve



Specification

| | IPL 40/160 | IPL 50/165 | IPL 50/175 | IPL 65/175 |
|---------------------|-------------|-------------|-------------|-------------|
| Power source | 3~400V/50Hz | | | |
| Fluid temp (°C) | -10 - +120 | | | |
| Max head (m) | 32 | 33 | 37 | 33 |
| Max flow (m³/h) | 50 | 60 | 70 | 90 |
| Inlet / outlet size | DN40 / DN40 | DN50 / DN50 | DN50 / DN50 | DN65 / DN65 |
| Max pressure (bar) | 10 | | | |